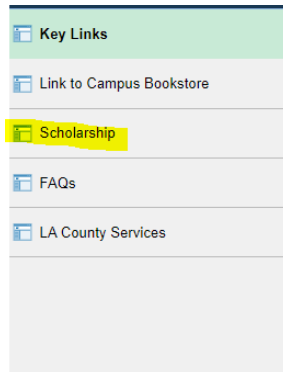



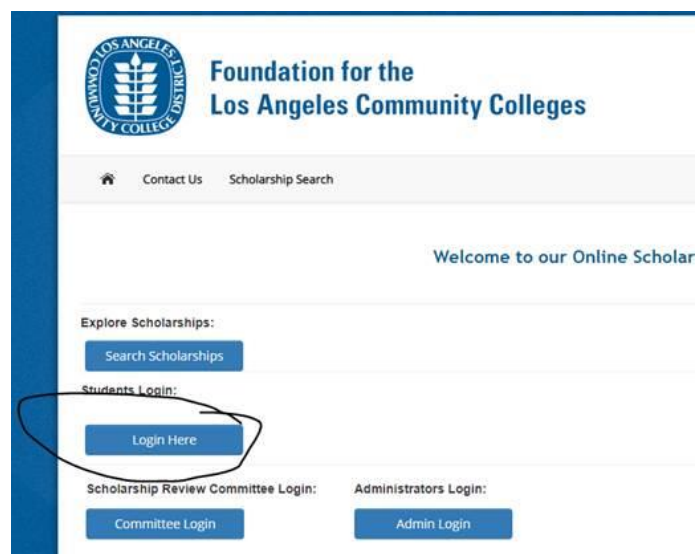
Guide to Access the Laptop Application for LACCD Students (RE LACCD EOC TICKET NUMBER 208)

From within the LACCD SIS Application:

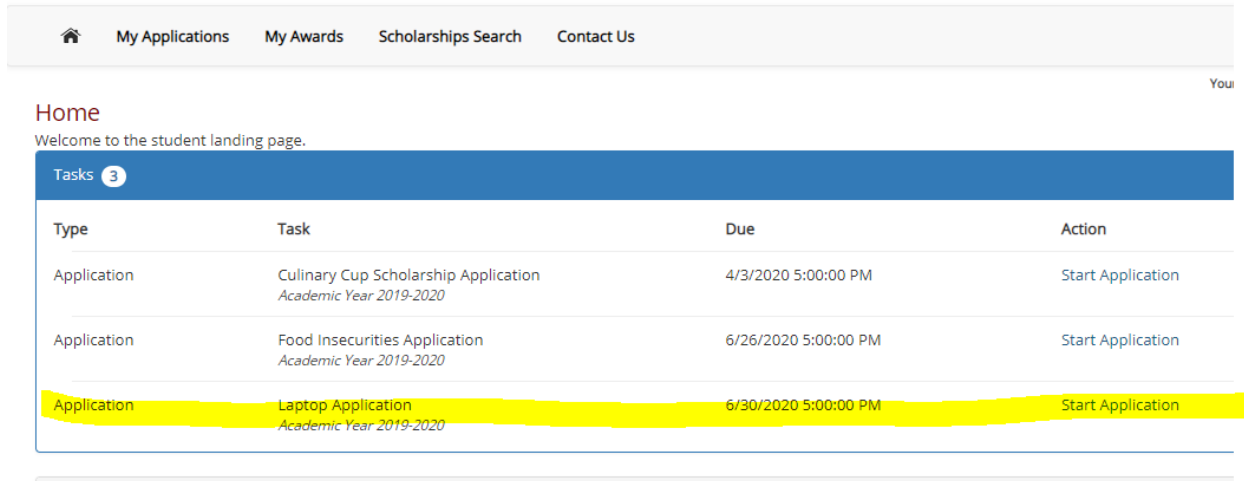
1. Click Key Links & Help”, then “Scholarship”.



2. On the LACCD Foundation Page, click “Login Here”



3. Click on the “Laptop Application” and complete.



The screenshot shows a student landing page with a navigation bar at the top containing links for Home, My Applications, My Awards, Scholarships Search, and Contact Us. Below the navigation bar, the page title is "Home" and a welcome message reads "Welcome to the student landing page." A blue header for a "Tasks" section indicates there are 3 tasks. Below this is a table with four columns: Type, Task, Due, and Action. The table lists three application tasks, with the "Laptop Application" row highlighted in yellow.

Type	Task	Due	Action
Application	Culinary Cup Scholarship Application <i>Academic Year 2019-2020</i>	4/3/2020 5:00:00 PM	Start Application
Application	Food Insecurities Application <i>Academic Year 2019-2020</i>	6/26/2020 5:00:00 PM	Start Application
Application	Laptop Application <i>Academic Year 2019-2020</i>	6/30/2020 5:00:00 PM	Start Application

These steps have been tested from mobile phones and verified that they work.